Båtsällskapet Arken
Båtliv tillsammans

Environment and safety

Member training 2026

Contents

- Blue Flag
- Environmental regulations
- Environment
- Safety
- Service
- Community engagement

Byn Överberge 168
Byn Åkre 169
Byn Ulfsta 171
Byn Nybyn 172
Byn Backen 173
Byn Hallen 175
Byn Vik 178
Byn Sveden 182
Byn Storbyn 183
Byn Hamre 185
Byn Sunnanån 187
Byn Solberg 189
Byn Mellanbyn 190
Byn Nederberge 192
Byn Holm 194
Salviik, Nätvik och Enocksnäs 196
Fågelsvien 198
Vikarkvarn 200
Ön 202
Sienberg 203
Salviiks fyr 205
Slutord 209
Bilaga 1 110
Bilaga 2 216
Bilaga 3 221

Förord

Kära vänner Idenorsbor här i bygden och i flyttningarna. Med denna opretentiösa bok vill jag lämna mitt bidrag till kunskap om livet i bygden.

Detta är ingen traditionell hembygdsbok utan ett nydrs-löfte. Nyårsdagen 1991 lovade jag att ägna ett års fritid till att sammanställa det material som på olika sätt under åren lärsmitt mej tillhande.

Jag lovade vidare att intervjua Idenorsbor om livet i bygden förr och nu.

Idag finns ett femtiotal timmar bandade samtal med lika många Idenorsbor. Medelålder ca 80 år.

Boken tillägnas min dotter Lisa, fru Gun Britt, svärfar Per och min under året bortgångne far Åke samt övriga nära och kära.

Till alla som bidragit med berättelser och material framför jag mitt varma tack.

Idenäset den 31 december 1991

Ingvar Arnesson

Blue Flag

Criteria for Blue Flag

BS Arken is one of the few boat clubs in Sweden that has been awarded the Blue Flag – an international distinction that demonstrates we meet high standards regarding water quality, environment, safety, service, accessibility, education and information.

The award must be reapplied for every year, and jury decides which facilities will be approved.

Environmental regulations

Contents of Environmental regulations

- Purpose
- Environmental legislation and other authority requirements
- Division of responsibilities
- Environmental inspection
- General rules
- Overall environmental policy
- Waste management
- Winterization
- Boat bottom paints
- Sanding
- Painting
- Prevention of emissions/discharges
- Measures in case of environmental accident

Purpose

BS Arken's environmental work aims to minimize the club's and its members' environmental impact on land, air and water.

Environmental legislation and other authority requirements

The work is based on the rules of the Swedish Environmental Code (Miljöbalken) and the requirements set by the municipality as the supervisory authority.

Division of responsibilities

The BS Arken board is responsible for the environmental work, but the ultimate responsibility rests with you as a member.

Overall environmental policy

BS Arken and its members shall

- act in an environmentally sound manner based on the club's environmental regulations, the current environmental legislation and other authority requirements
- actively contribute to keeping the harbour and boatyard areas clean and tidy
- actively contribute to keeping the club island (klubbholmen) clean and tidy
- source-separate all waste according to the section on waste management below
- carry out winterization according to the section on winterization below
- carry out boat bottom decontamination and painting of the boat bottom according to the section on boat bottoms below
- only use authority-approved products for maintenance work on their own boat, prioritizing options with the least possible environmental impact
- only use authority-approved fuels for boat transport, prioritizing options with the least possible environmental impact.

Your responsibility as a member

- You are obliged to participate in the club's environmental regulation training
- You are obliged to follow the regulations
- If you violate the regulations, you risk losing your berth
- You must also personally bear all potential costs incurred by the club, including fines and other charges levied against the club by the supervisory authority.

The environmental regulations are available for download on BS Arkens website.

Action plan for environmental work

During 2026, BS Arken shall

- work towards ensuring that members pay a deposit when their boat does not follow the club’s regular seasonal management, with the aim of minimizing environmental impact and costs for the club
- work towards ensuring that other individual, non-agreed upon, property is removed from the club's area
- identify ways to environmentally approve service providers operating within the club’s area
- propose appropriate measures to the board in accordance with the above.

BS Arken shall annually

- conduct at least one internal environmental inspection based on the Swedish Boating Association's self-inspection checklist and the Blue Flag criteria
- apply for continued environmental certification according to the Blue Flag criteria for recreational marinas
- review and, if necessary, propose to the board a revision of the governing document Environmental regulations and this Action plan for environmental work
- review and, if necessary, revise existing environment-related instructions
- develop and propose to the board new environment-related instructions, as needed.

BS Arken shall continuously

- inform and educate all members about the environmental regulations and their application
- ensure that the environmental work is implemented according to this action plan
- provide resources for members' environmental work, such as an environmental station for waste management, clear instructions, and more.

Environment

Lake Mälaren as a water source

Lake Mälaren is the source of drinking water for over two million inhabitants in Stockholm and the rest of the Mälardalen region.

However, Mälaren's water quality is vulnerable.
Therefore, it is very important that you take your responsibility as a boat owner and do not pollute air, land or water, as pollutants will eventually end up in the water cycle.

The Right of Public Access (Allemansrätten)

The Right of Public Access gives us all the right to be out in nature as much as we like, but this right also comes with a responsibility.

Do not disturb – Do not destroy

You may be almost everywhere in nature, provided you show consideration and do not disturb or destroy. You must not damage the environment or disturb animal and plant life or other people who live or stay there.
It is our collective responsibility to show consideration and have nature sense.

In parks, nature reserves, and national parks exceptions to the Right of Public Access usually apply.
If you are in a national park or nature reserve, you are personally responsible for finding out which rules apply.

The Right of Public Access – How it works

I will stay clear of private dwellings.



I will only pitch a tent where I am permitted to.

I will not light fires on, or near, rocks or on sites where there is a risk of a fire spreading.

I will not litter.

I will keep my dog under proper control.



I will be conscious about humans and wild animals when enjoying the nature of Sweden.

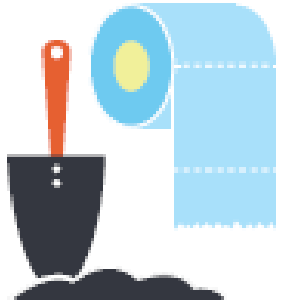

I will not leave any signs of human waste.



I will not cause any damage to forests or countryside.

I will always close gates.



I will not pick endangered flowers.

I will stay aware of the rules that apply in protected areas.



I will only take a swim where it's allowed.

I will only operate a motor vehicle where permitted.

The Right of Public Access at the boatyard

Everyday nature is an important resource for all people, providing opportunities for physical activity, recreation, rest and recovery.

Therefore, we must protect both the green zone around our yacht club and the elements of nature within the harbour and boatyard area by not damaging trees, bushes and plantings.

The Right of Public Access on the water

The Right of Public Access also applies on the water.

It is permitted to swim, paddle, and boat almost everywhere, and you may also anchor up for a single day in the same spot without asking the landowner.

The requirements to not damage the environment or disturb animal and plant life or other people are the same as on land.

Mooring

You may tie up temporarily at jetties that are not next to a private plot of land.
If you anchor in a natural harbour, be careful not to damage the ground or vegetation.
Do not tie up to small dwarf pines (martallar) or in thicket, and be cautious about the rock if you use rock spikes.

Lighting Fires

Never light a fire directly on, or right next to, rock slabs or large boulders. They will crack and suffer permanent damage.
Instead, use a designated barbecue area, or choose gravel or sand as a base.

The Right of Public Access and fishing

Fishing is not specifically included in the Right of Public Access, but you may fish freely with a rod along the coasts and in our five largest lakes: Vänern, Vättern, Mälaren, Hjälmaren and Storsjön.
Fishing in other waters requires a fishing permit or a permission from the fishing rights owner.

Fishing from private jetties always requires permission from the landowner, even if you have a fishing permit for the area.

It is your own responsibility to find out when and in which areas you are not allowed to fish for certain species. For example, the European catfish (mal) is protected all year, and the Asp (asp) is protected during the period April 1 – May 31.

Information on protected areas, protected and endangered species, and minimum sizes is available from the Swedish Environmental Protection Agency (Naturvårdsverket), the County Administrative Board (Länsstyrelsen), your municipality and on the map service Svenska fiskeregler.

Bird and seal protection areas

Bird and seal protection areas are intended to let birds and seals be undisturbed during the time they are raising their young.

Access restriction

In these areas, access is prohibited during certain parts of the year.
This means you may not go ashore within the protected area during the time the prohibition is in effect.
It may also be forbidden to be on the water within a certain distance from the shore.

Signage

Bird and seal protection areas are marked on the nautical chart and signposted on land. Protected areas with land-access restrictions have yellow signs. Red-and-yellow signs indicate that the access restriction also applies to a water area.

Littering

Litter includes both small items like glass, paper, disposable BBQs, and cigarette butts, and larger items like construction waste, furniture, cars, and home electronics.

Littering is illegal in Sweden

Anyone who litters can be subject to a fine or imprisonment.
If you throw small litter on the ground, such as candy wrappers, chewing gum, snus, or cigarette butts, the police can issue a spot fine of 800 SEK immediately.

Source separation at the yacht club

The club's environmental station is only for waste that has arisen while you were working on your boat at the yacht club or when you were out with the boat.
You are absolutely forbidden from bringing waste from home or your workplace to leave it at the club's environmental station.

What you can leave at the environmental station

All waste categories listed in the environmental station's sorting guide can be source-separated there.
You can, of course, also take the waste with you home or to one of the municipality's recycling centers.

What you cannot leave at the environmental station

You must unconditionally transport all waste categories not listed in the environmental station's sorting guide yourself to one of the municipality's recycling centers.

Environmental station

1. Food Waste
2. Residual Waste
3. Deposit (Refundable items)
4. Clear Glass
5. Colored Glass
6. Plastic Packaging
7. Paper and Cardboard
8. Metal Packaging
9. Metal
10. Hard Plastic
11. Wood
12. Spray Bottles (or Aerosols)
13. Oil Rags
14. ~~Linseed Oil Rags~~
15. Oil Filters
16. Solvents
17. Glycol
18. Waste Oil
19. Electrical Waste (E-waste)
20. Light Sources (Bulbs)
21. Small Batteries
22. Boat Batteries

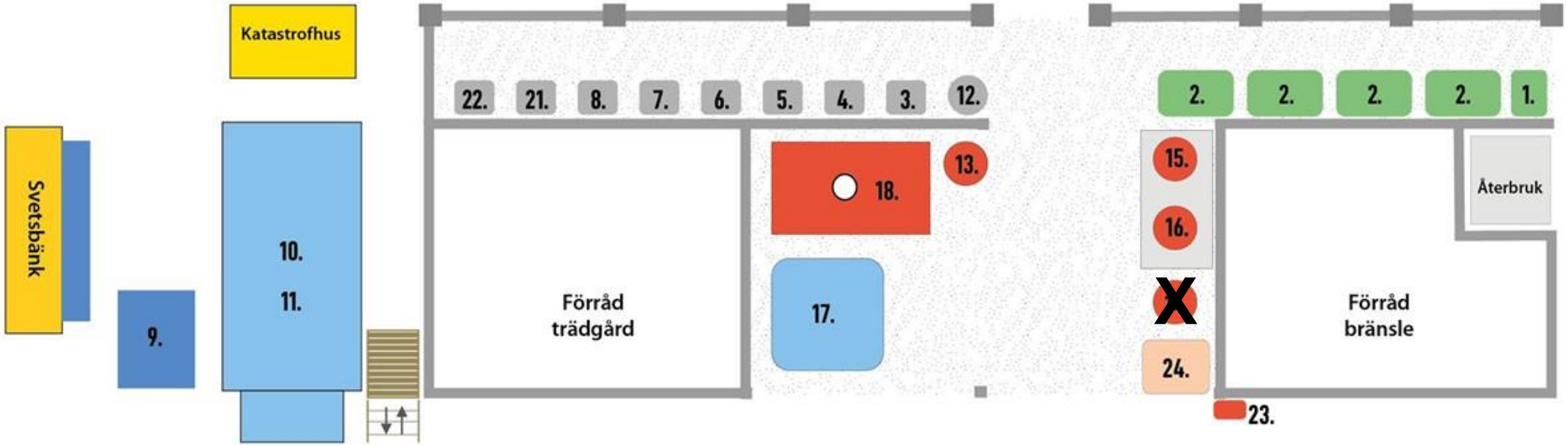

Your waste is your responsibility

As a member, you are responsible for ensuring that no waste ends up on the ground or in the wrong place in the environmental station.
If you are careless, the club must clean up after you, meaning other members are forced to deal with your trash.

Incorrect sorting means higher waste collection costs

If you place your waste in the wrong container or leave waste that is not listed in the environmental station's sorting guide, the club is forced to pay incorrect sorting fees, costs which in the long run can lead to increased membership fees for all of us.

Furthermore, should your incorrect sorting result in costs in the form of fines and other charges levied against the club by the supervisory authority, you must personally bear these costs.
You also risk losing your berth.

Sort your household waste correctly

- Do not mix food waste and other waste.
- Food waste includes all remnants from cooking and meals, such as peels, food scraps, coffee grounds and tea bags.
- Food waste should be placed in a brown food waste bag.
- Flatten cardboard boxes so that more packaging fits into the container for paper packaging.
- Place bulky plastic packaging, such as plastic containers, in the container for hard plastic and wood.
- Residual waste is what remains after you have sorted out food waste and packaging, as well as bulky waste and hazardous waste.

Sort your bulky waste correctly



- All paint cans, including empty paint cans, should be treated as hazardous waste that you must transport yourself to the municipality's recycling center.
  Thus, you must not place paint cans in the club's container for metal or in the environmental station's container marked metal packaging.
- Tarpaulins must be folded before being placed in the container for hard plastic and wood, otherwise it quickly overflows.
  The very best is if you transport your tarpaulins yourself to the municipality's recycling center (kretsloppscentral) where they can be sorted as combustible waste.
- Special instructions apply to tarpaulins used for boat bottom decontamination.
  Contact the decontamination team saneringsgruppen for more information.
- Pressure-treated wood is hazardous waste that you must transport yourself to the municipality's recycling center. You must not place pressure-treated wood in the club's container for hard plastic and wood.

Hazardous waste

Hazardous waste can harm people, animals and nature if it is left among other waste or flushed down the drain. Therefore, it is very important that hazardous waste is taken to an environmental station so that it can be handled correctly.

Examples of hazardous waste

Hazardous waste includes substances that are toxic, corrosive, flammable, explosive, infectious or carcinogenic.

In a yacht club, this can involve various types of solvents, paint, lacquer and glue residues, oils, gasoline, diesel, glycol, spray cans, oil filters, oily rags as well as batteries and other electrical waste.

Sort your hazardous waste correctly



- Brushes and all kinds of gloves soiled with oil or paint should be placed in the container marked oily rags.
- Different kinds of absorbent materials should also be placed in the container marked oily rags.

Flammable waste

Vegetable oils such as linseed oil, teak oil and similar can spontaneously combust. Rags containing linseed oil or other vegetable oils must therefore never be left near combustible material.

Do not pile rags, or leave them in sunlight or in your pocket!

Sorting the waste

Immediately after finishing work, soak used rags in water.
You must then transport all rags, brushes and gloves used when working with linseed oil to the municipality's recycling center.
The waste must absolutely not be thrown into any of the containers at the environmental station!

Hazardous waste that you must transport yourself to the municipality's recycling center

- Pressure-treated wood
- Lithium batteries
- All paint cans regardless of content
- All glue tubes regardless of content
- Biocide-free paint scrapings and sanding dust, packaged in a sealed bag
- Rags, gloves and brushes soiled with linseed oil



All hazardous waste taken to the recycling center must be marked with its contents.

Biocides

Special instructions apply to paint scrapings and sanding dust that contain biocides. Contact the decontamination team saneringsgruppen for more information.

Scrap boats

It is forbidden to dump a recreational boat in nature.

Dumping boats poses a risk both to human health and the environment, as old boats can contain toxic substances that leak into the water or onto the ground.

Båtretur

The national network Båtretur (Boat return) collects and recycles end-of-life recreational boats in an environmentally sustainable manner.

Handling of hazardous substances

Fuels and products for maintenance work

All chemicals and other hazardous substances you use as fuel and for maintenance work on your boat must be approved by Swedish authorities.

You are also obliged to handle all chemicals and other hazardous substances in a safe and environmentally friendly manner.

Storage of hazardous substances

Leave chemicals in their original packaging and store them in a cool, dark place.
Ensure that the packaging stands steadily so that it cannot fall over.
Keep substances that can react with each other separate.
Read the safety data sheets!

Spillage and discharge

You are absolutely forbidden from spilling or discharging hazardous substances onto the ground or into the water.

Environmentally adapted cleaning agents

You may only use approved products when washing your boat, and you should primarily choose options with the least possible environmental impact.

Soap, bile soap, vinegar, and lemon are effective and gentle cleaning agents for removing dirt, algae and barnacles.

Bra Miljöval

Environmentally adapted fuels

You may only use approved fuels for your boat, and you should primarily choose options with the least possible environmental impact.

By selecting the right fuel for your boat, you can reduce your carbon dioxide emissions, as well as your emissions of other pollutants such as hydrocarbons.

Furthermore, if you keep the boat clean from growth and adjust the boat's speed to the circumstances, you save fuel while protecting the environment.

Refuel your boat safely

- Have a fire extinguisher close at hand.
- Make sure no one remains on board.
  There is a risk that heavy gasoline fumes collect in low points, which can ignite.
- Turn off everything that can cause an explosion. This includes heaters, gas, and other open flames.
- Also, turn off the main power switch – it's not enough to just turn off the ignition.
- Extinguish cigarettes.
- Start the engine compartment fan so that any gas is sucked out of the boat before a spark can cause a disaster.
  Let the fan run throughout refueling and until the engine has been started.
- Ensure that the handles on the fuel hose are grounded.
  If they are not, you can connect a grounded cable to the boat to prevent static electricity from generating a spark.
- Refuel into the correct filling hole.
  Sometimes old filling holes remain without being connected to the fuel system. If you refuel there, the boat will fill with fuel.
- Use an absorbent cloth to prevent spills.

Refueling loose fuel tanks

Loose fuel tanks must be lifted out of the boat before refueling.

When the fuel tank is filled, the gasoline fumes in the container will escape through the filling hole. If the tank is left in the boat, the gas will end up down in the hull.

Refueling from a jerry can

To avoid spills on deck or into the lake, we recommend using a jerry can siphon.

The siphon empties a 20-liter can in 3–4 minutes.

Use gas safely

Go through your gas system at least once a year and always when the boating season begins.

- Check that the system is correctly installed.
- Check that the system is not leaking.
- Replace hoses regularly.
- Information about gas systems on recreational boats is available from the Swedish Civil Defence and Resilience Agency (Myndigheten för civilt försvar) and insurance companies.

Use meths (T-sprit) safely

- Always store meths in its original packaging with the lid properly screwed on.
- Ensure the stove or heater is completely extinguished and cold before you begin.
- Remove and place the fuel container a distance away from combustible materials.
- Only fill the container to the specified amount.
- Immediately wipe up any spilled spirit.

Oil change

No discharges may occur

When changing oil, the oil must be collected in a container. Oil must absolutely not be discharged onto the ground or into the water.

Sorting the waste

The old oil should be left in the environmental station's container marked waste oil, the oil filter in the container marked oil filter, and oily rags in the container marked oily rags.
Gloves and other waste used during the oil change must be transported by you to the municipality's recycling center.

Winterizing the cooling system

You may only use propylene glycol or equivalent products with minimal environmental impact when winterizing your boat engine's cooling system.

Follow the engine supplier's recommendations.

Premixed or concentrated propylene glycol

Preferably buy premixed propylene glycol. It is already mixed with water in the correct proportions, which saves time and hassle.

No discharges may occur

Winterization and flushing of the cooling system must be performed on land, and all propylene glycol must be collected in sealed containers.

Sorting the waste

Propylene glycol should be left in the environmental station's container marked glycol.

Winterizing tanks and toilets

For the winterization of freshwater tanks and water pumps, you should not use glycol because it is not food-grade approved. Instead, use an organic antifreeze liquid that does not contain glycol.

Organic antifreeze liquid can also be used for septic tanks and toilets.

Sorting the waste

Organic antifreeze liquid is not classified as hazardous waste.
Leftover antifreeze liquid should instead be poured into the smallest possible packaging and placed in the environmental station's container marked residual waste.



Inspect your boat regularly

You are obliged to regularly inspect your boat to avoid harmful environmental impact through, for example, leakage.

Fuel system

At least twice a year, you should check that hoses and connections are working and tight, that there are no leaks, and that the tank is intact and free of rust damage. Also check the date stamp on your plastic fuel cans and replace them if they are older than five years.

Bilge water

Also regularly check that there is no polluted bilge water in your boat.

No discharges may occur

Polluted water must not be flushed out into the water or onto the ground. Instead, spills from oil changes, filter changes, fuel leaks, or engine leaks must be soaked up with absorbent rags or absorbents, and the area should then be washed with a cleaning agent that has the lowest possible environmental impact.

Sorting the waste

After finishing work, all waste must be source-separated according to the instructions at the club's environmental station.

Sanding

For all machine sanding of biocide-free surfaces, a vacuum cleaner with a filter must be connected to the sander.
If a vacuum cleaner cannot be used, the work area must be covered with tarpaulins or similar so that sanding dust and scraping residues cannot leak into the air or onto the ground.

Painting

Ground covering must be used before painting where there is a risk of paint spillage.

Sorting the waste

Sandpaper should be placed in the environmental station's container marked residual waste. Paint scrapings and sanding dust must be transported by you to the municipality's recycling center.

Boat bottom paints

You may only use boat bottom paints that are permitted for Lake Mälaren.

Boat bottom decontamintion

Special instructions apply to boat bottom decontamination. Contact the decontamination team saneringsgruppen for more information.

Measures in case of environmental accident

Duty to report

If you discover or cause a spill or minor discharge of environmentally hazardous products, you must immediately report this to the club's contact persons:

- Tryggve Schreiber Environmental officer 070-581 36 16
- Julle Bernström Commodore 070-835 83 05

Major discharges and sunken boats must also be reported to

- SOS Alarm 112
  - State the address Kronogårdsvägen 30, Kungsängen
  - Ensure someone meets the emergency services at the gate

Be prepared!

To minimize damage, spills and discharges must be handled as quickly as possible. Therefore, make sure you know where the club's clean-up material is located and how it is used.

The Disaster House (Katastrofhuset)

The Disaster House is next to the environmental station and contains clean-up material such as absorbent agents, absorbent cloths and booms to place around a leaking boat.
A bilge pump is also available here.

The I-pier

At the very end of the I-pier next to the harbour entrance, there is a large plastic box containing booms for sealing off the harbour entrance.

In case of discharge from a boat in the harbour

- Get booms and absorbent material from the Disaster House.
- Place the booms around the leaking boat.
- Place absorbent agents and/or absorbent cloths under the engine or fuel tank where the leak occurred.
- In case of a larger discharge, seal off the harbour entrance with the booms located in the plastic box at the end of the I-pier.

Safety

Safety Work

Systematic safety work is important to avoid accidents.

To create a pleasant and safe harbour, we use the Swedish Boating Association's Handbook for Recreational Marinas.

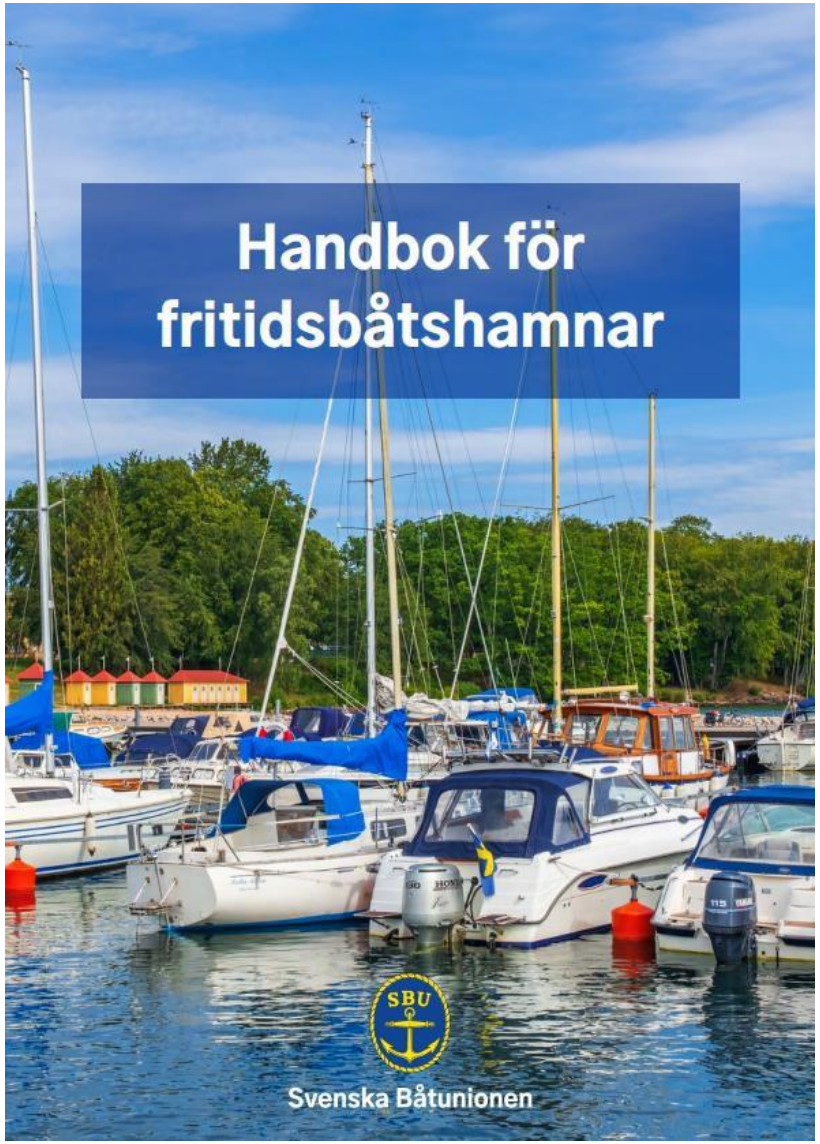

Car traffic

The entire boatyard area is a pedestrian zone (gångfartsområde), which means you may not drive faster than 5–7 km/h and must yield to pedestrians.

Parking

You may not park at the jetty connection points except for short periods for loading or unloading.

You may also not park in the harbour area or in any other place where your car might obstruct others, such as at the launch ramp or where emergency services, transport vehicles, and machinery need to pass.

If you will be away overnight, you should primarily park in the upper parking lot and secondarily in the boatyard area.

Maritime traffic

The maximum permitted speed in the harbour basin is 3 knots.

Life-saving and fire-fighting equipment

Lifebuoys and ladders

Adjacent to the harbor there ar four lifeguard stations with fire extinguishers, lifebuoys and ladders.

Fire extinguishers

Fire extinguishers are also available in all buildings.

Defibrillator

A defibrillator is located in the service building.

Stretcher

A stretcher is located in the service building and outside the member workshop.

First aid stations

First aid stations are located in the office building, the service building, and the guard premises.

Be prepared!

Before anything happens – make sure you know where the club's rescue equipment is located and how it is used.

Measures in case of fire

Åtgärder vid brand
Allmänt gäller om brand utbryter :

RÄDDA
först de som är i uppenbar fara.

LARMA
brandförsvaret genom 112 och meddela.
•var det brinner.
•om det finna innestängda människor.
•vad som brinner.
•vem som ringer.

ADDRESS
BS Arken
Kronogårdsvägen 30
196 93 Kungsängen

VARNA
övriga som kan hotas av branden.

SLÄCK
branden om det bedöms möjligt.

ÅTERSAMLAS
utrymning skall i första hand ske till återsamlingsplatsen.

MÖT
Om möjligt möt räddningstjänsten, öppna grinden och lämna tillgänglig information.

Evacuation plans

An evacuation plan is available in all buildings.

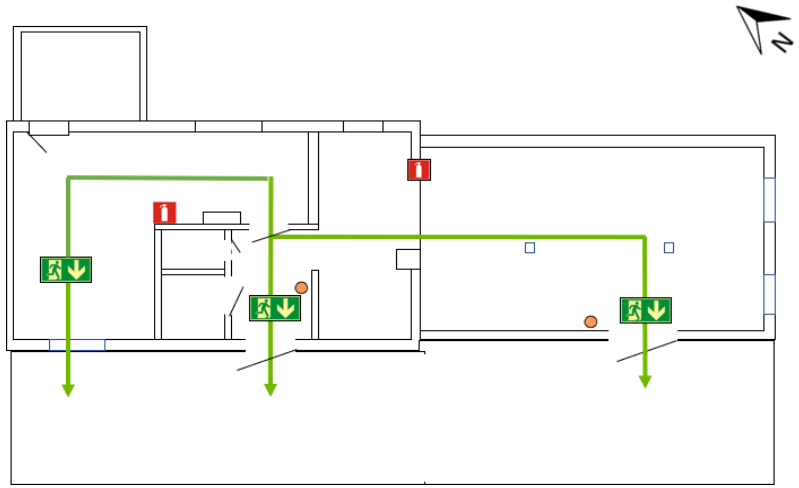

Assembly point

The club's assembly point is the dance floor.



Återsamlings-plats

Use of electricity

Cables and connectors

Electrical cables must be of outdoor quality and must not be less than 3×2.5 mm in area.
The cable must not be longer than 25 meters and not spliced.
Connectors must be of type CEE 16A.
Adapters must not be used.

Connecting electricity

You may not have an electrical cable connected to a power pedestal in the boatyard area or on the jetties unless you are personally present.

Electrical installation agreement and rental of electricity meter

For connecting an electrical cable when you are not present, you are required to have signed an electrical installation agreement and to have an electricity meter rented from the club connected.
Contact the Vice harbour master vice hamnkapten for signing an electrical installation agreement.

Special rules for electric heaters and permanent boat houses

Electric heaters and permanent boat houses may never, not even when you are present, be connected to a power pedestal without an electrical installation agreement and the rental of an electricity meter.

Service

Water

Freshwater

Taps with freshwater are available on every jetty and outside the service building.

Be sparing with freshwater

The club has its own well.

In order for the water to be enough for everyone, you may only use our freshwater to fill your jerry cans or tanks for drinking water.

You are strictly forbidden from using freshwater to wash or rinse your boat.

Also, don't forget to turn off the tap after you. If you leave the water running, the well will run dry.

Lake water

Taps with lake water are available in all areas of the boatyard.

Service building

In addition to toilets, showers and a sauna, the service building also contains sinks for washing dishes and heavy cleaning. With an entrance from the outside, there are more toilets as well as a pump-out station for portable toilets.

Keep it clean and tidy

Do not enter with dirty shoes.
Put all trash in the waste bins.

Toilets

Do not flush any paper other than toilet paper down the toilets.
Clean the toilet with the toilet brush if necessary.

Showers

Rinse the floor after you have showered.

Sauna

Book the sauna on the calendar in the service building and pay the fee using Swish.

Grill area

The grill area is located on the slope opposite the service building.

You may not barbecue anywhere else within the club's area, such as at the tables in the boatyard area, on the jetties, or along the A-pier and I-pier.

Fire ban

Check if there is a fire ban (eldningsförbud) in effect before lighting the barbecue.

Fuel

You may only use charcoal or briquettes in the charcoal grills.
Gas for the gas grills is provided by the club.

Extinguishing and cleaning

Turn off the gas both on the gas grill and the gas cylinder. Ensure the charcoal grill is completely extinguished before you leave it.
Clean the grill grate and grilling tools after use.

Sorting the waste

Ashes from the charcoal grill must be placed in the container marked Aska (Ashes) located at the grill area.
The ashes must absolutely not be thrown into any of the environmental station's containers!

Fish Cleaning Station

The fish cleaning station is located next to the launch ramp between jetty D and E. There you can clean and wash your catch under running water.

Clean up after yourself

Leave the fish cleaning station in the condition you would like to find it yourself.

Sorting the waste

Fish guts (fiskrens) should be placed in a brown food waste bag and left in the environmental station's container marked food waste.

However, it is even better if you take the bag home and let it sit in your freezer until it is time to empty your own garbage bin.
That way, we avoid odor from the environmental station.

Toilet pump-out station

The septic pump-out (Septisug) is located next to the mast crane on the large quay.

Follow the instructions

Be careful to remove the entire hose reel from the holder so that the entire hose lies on the ground both during the pump-out and the final cleaning of the hose.

Clean up after yourself

Leave the toilet pump-out station in the condition you would like to find it yourself.

Community engagement

Promote good relations with our neighbours

Drive carefully along the road to the yacht club

Maintain a low speed and be alert for oncoming cars, cyclists, pedestrians, and animals.

Take it easy when you meet a horse and rider

Slow down in good time and try to make eye contact the rider.

Give the horse plenty of space when you pass and do not make any sudden maneuvers.

Stimulate the local economy

Support our local businesses

Choose local shops or other businesses when you need to buy products or services for your boat.

Member discounts

As a member of BS Arken, you get good discounts at several companies.

A list of the current companies and their offers is available on our website and is also published regularly in the Arken Bulletin. You can also email the office kansliet and ask for the list.

Be prepared to show your membership proof when shopping in stores.

Support community organizations

Support organizations that work for safer boating and a better environment.

The Swedish Sea Rescue Society (Sjöräddningssällskapet)

BS Arken makes an annual contribution to the Swedish Sea Rescue Society.

SJÖRÄDDNINGS SÄLLSKAPET

Contact persons

Environmental issues

Tryggve Schreiber	Environmental officer	070-581 36 16
Julle Bernström	Commodore	070-835 83 05

Båtbottensanering

Ted Svedberg	The decontamination team	saneringsgruppen
Micke Andersson	The decontamination team	saneringsgruppen

Electrical installation agreements

Micke Andersson	Vice harbour master	070-791 29 28

Maintenance requests

Julle Bernström	Shipyard manager	070-835 83 05
Johnny Rudolf	Harbour master	070-538 38 59